

ELECTION COMMISSION OF INDIA

Nirvachan Sadan, Ashoka Road, New Delhi-110001

No. ECI/PN/080/2026

29.04.2026

PRESS NOTE

West Bengal records highest-ever poll-participation since Independence

91.66% poll-participation recorded in Phase-II

1. Polling for the General elections for the Legislative Assemblies of West Bengal (Phase-II) began today at 7:00 AM.
2. As of **7:45 PM**, poll-participation in **West Bengal (Phase-II)** stood at **91.66%**. In phase -I of the West Bengal general elections, the poll-participation was 93.19%. The **combined poll-percentage** over the two-phases stands at **92.47%**. Previously, the highest poll-participation in WB was 84.72% (2011 GELA). Details of poll-participation over the years are **annexed**.
3. Gender-wise details of poll-participation (%) in **West Bengal Assembly Election (Phase-II)** are as follows:

General Elections to Legislative Assembly of WB (Phase-II)	Poll Percentage (%) **			
	Male	Female	3rd Gender	Total
	91.07	92.28	91.28	91.66

*As per data uploaded by the PROs themselves in **ECINET**. Data from **5,343 PS** in WB yet to be updated

+Data is provisional and it does not include Service Voters & Postal Ballots. Final figures will be shared in Index Cards through **ECINET**

4. Chief Election Commissioner (CEC) Shri Gyanesh Kumar, along with Election Commissioners Dr. S.S. Sandhu and Dr. Vivek Joshi kept a close watch on the polling through **live-webcasting** which was ensured in **100% of the Polling Stations** in West Bengal (Phase-II) as well.
5. Details of electorate, polling stations, polling staff, candidates and polling agents in the state across both phases are as below:

PHASE	Districts	ACs	Electorate				Candidates	Polling Stations	Polling Staff	Polling Agents	Poll %
			Male (in crores)	Female (in crores)	3 rd Gender	Total (in crores)					
I	16	152	1.84	1.76	465	3.60	1,478	44,376	2,21,880	1,54,222	93.19
II ⁺	8	142	1.65	1.57	792	3.21	1,448	41,001	2,05,005	1,81,271	91.66
TOTAL	24	294	3.49	3.33	1,257	6.81	2,926	85,377	4,26,885	3,35,493	92.47

*As per data uploaded by the PROs themselves in **ECINET**. Data from **5,343 PS** in WB(Phase-II) yet to be updated

+Data is provisional and it does not include Service Voters & Postal Ballots. Final figures will be shared in Index Cards through **ECINET**

6. Presiding Officers updated the **polling percentage on ECINET** at the close of poll before leaving the polling station as per ECI's latest instructions resulting in minimal delay in updation of the polling trends.
7. Several **new voter-friendly initiatives** such as easily identifiable colour photos of candidates on EVM ballot papers, Mobile Deposit Facility (MDF), newly designed Voter Information Slips (VIS) for easy readability and limit of electors upto 1,200 per polling station were ensured in these elections.
8. Polling stations were also provided with wheelchairs and volunteers **to assist PwD voters**. Transport facilities were also provided to assist PwD voters in reaching their respective polling stations.
9. District-wise and AC wise approximate voter turnout figures are available on the **ECINET App**.


P. Pawan
Deputy Director

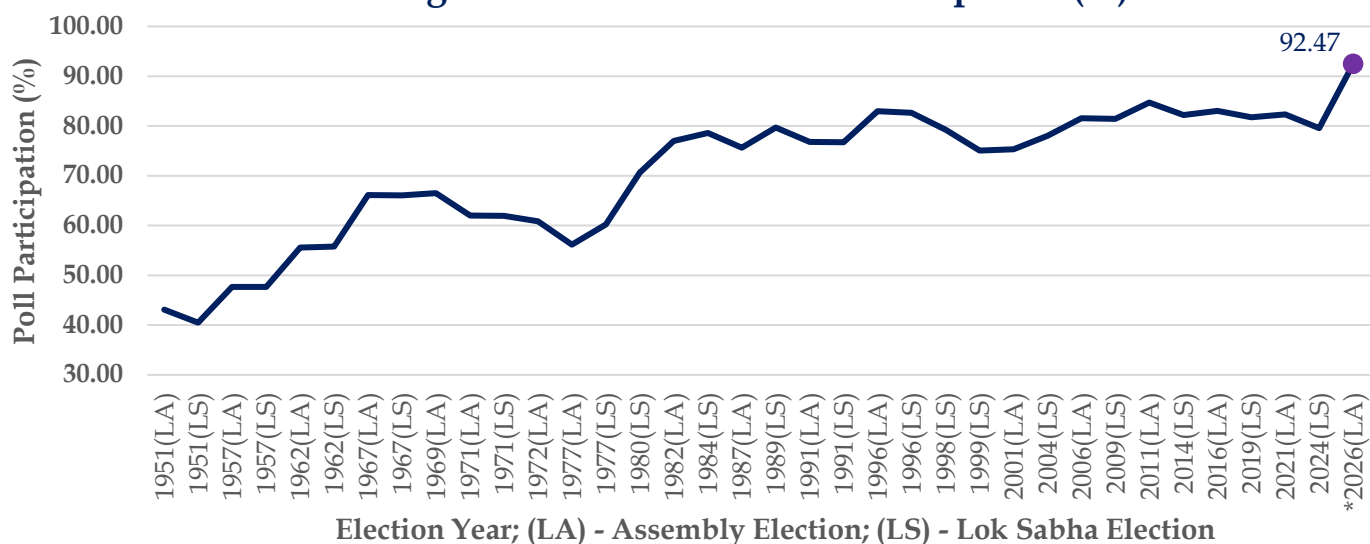
Table2: West Bengal: Gender-wise Poll Participation in Elections [1951 – 2026]

Sl. No.	State	Year of Election	Election Type	Election Year	Male VTR %	Female VTR %	Total VTR %
1	West Bengal	1951	LA	1951(LA)			43.12
2	West Bengal	1951	LS	1951(LS)			40.49
3	West Bengal	1957	LA	1957(LA)			47.64
4	West Bengal	1957	LS	1957(LS)			47.67
5	West Bengal	1962	LA	1962(LA)	61.77	47.43	55.55
6	West Bengal	1962	LS	1962(LS)	61.98	47.62	55.75
7	West Bengal	1967	LA	1967(LA)	70.69	60.51	66.10
8	West Bengal	1967	LS	1967(LS)	70.88	60.15	66.03
9	West Bengal	1969	LA	1969(LA)	69.67	62.57	66.51
10	West Bengal	1971	LA	1971(LA)	65.09	58.09	62.03
11	West Bengal	1971	LS	1971(LS)	64.51	58.57	61.93
12	West Bengal	1972	LA	1972(LA)	63.19	57.75	60.82
13	West Bengal	1977	LA	1977(LA)	59.72	51.86	56.15
14	West Bengal	1977	LS	1977(LS)	64.86	54.75	60.24
15	West Bengal	1980	LS	1980(LS)	72.58	68.18	70.62
16	West Bengal	1982	LA	1982(LA)	78.79	74.87	76.96
17	West Bengal	1984	LS	1984(LS)	81.74	75.04	78.61
18	West Bengal	1987	LA	1987(LA)	77.42	73.65	75.66
19	West Bengal	1989	LS	1989(LS)	82.05	76.92	79.67
20	West Bengal	1991	LA	1991(LA)	77.53	75.96	76.80
21	West Bengal	1991	LS	1991(LS)	78.33	74.88	76.73
22	West Bengal	1996	LA	1996(LA)	83.86	81.92	82.94
23	West Bengal	1996	LS	1996(LS)	84.27	80.86	82.66
24	West Bengal	1998	LS	1998(LS)	80.73	77.66	79.27
25	West Bengal	1999	LS	1999(LS)	76.70	73.25	75.05
26	West Bengal	2001	LA	2001(LA)	77.83	72.53	75.29
27	West Bengal	2004	LS	2004(LS)	79.86	75.38	78.04
28	West Bengal	2006	LA	2006(LA)	82.34	80.75	81.58
29	West Bengal	2009	LS	2009(LS)	82.29	80.25	81.42
30	West Bengal	2011	LA	2011(LA)	84.22	84.45	84.72
31	West Bengal	2014	LS	2014(LS)	82.19	81.96	82.22
32	West Bengal	2016	LA	2016(LA)	82.23	83.13	83.02
33	West Bengal	2019	LS	2019(LS)	81.35	81.79	81.76
34	West Bengal	2021	LA	2021(LA)	81.37	81.75	82.30
35	West Bengal	2024	LS	2024(LS)	78.20	80.16	79.55
36	West Bengal	2026	LA	*2026(LA)	91.74	93.24	92.47

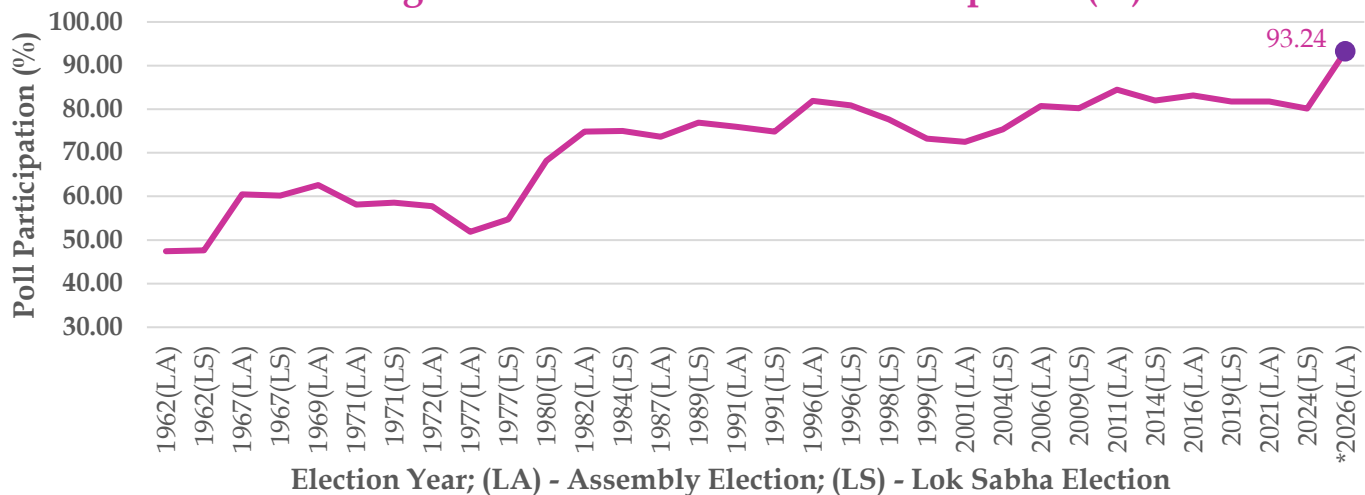
*As per data uploaded by the PROs themselves in **ECINET**. Data from **5,343 PS** in WB yet to be updated

+Data is provisional and it does not include Service Voters & Postal Ballots. Final figures will be shared in Index Cards through **ECINET**

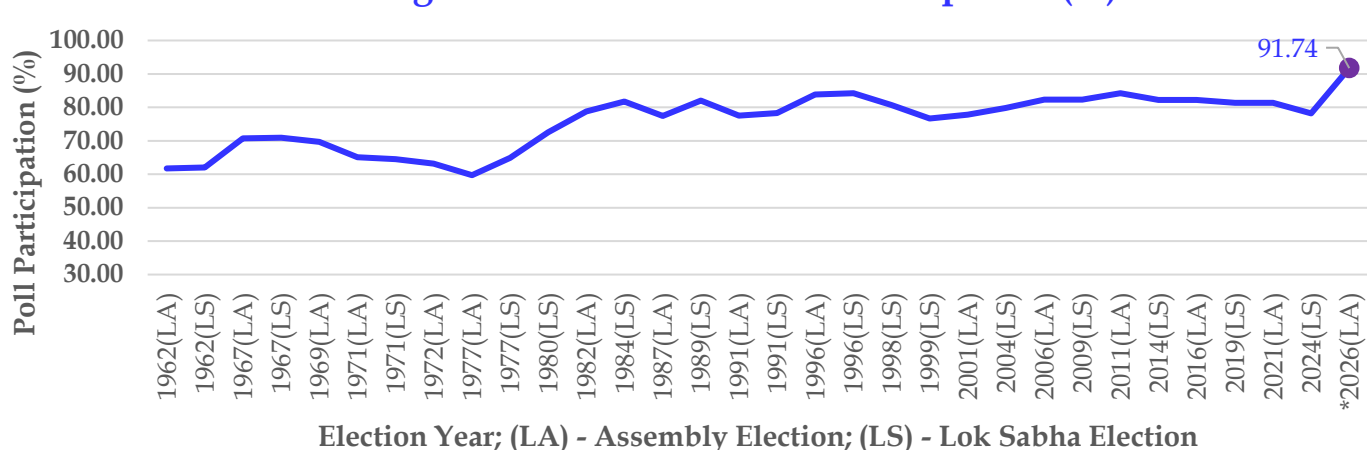
West Bengal Elections : State Poll Participation (%)



West Bengal Elections : Female Poll Participation (%)

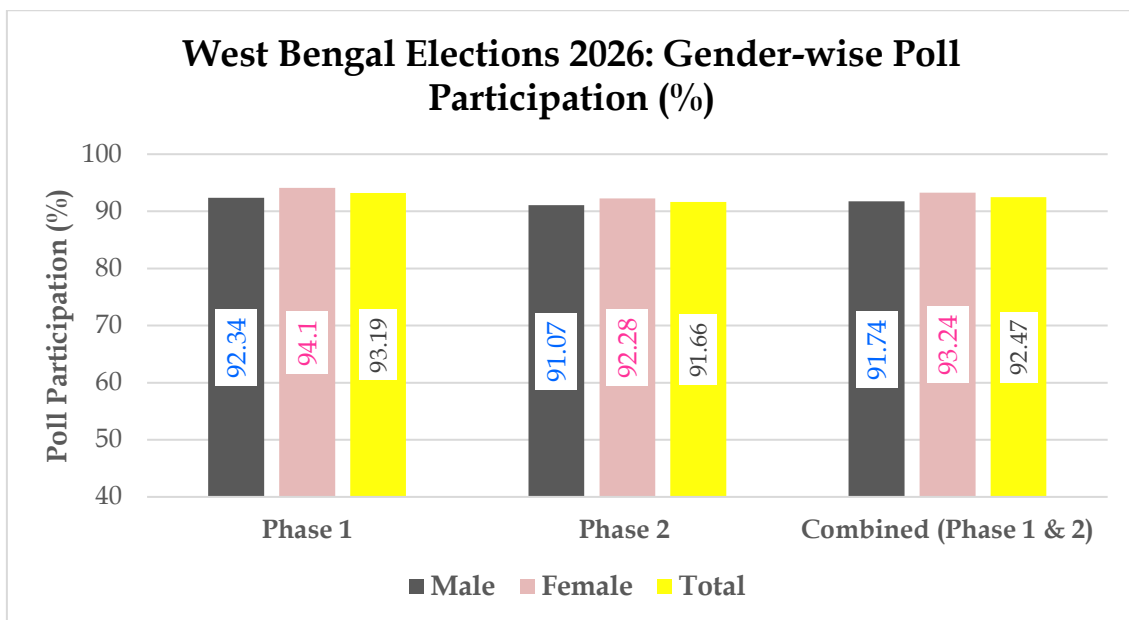


West Bengal Elections : Male Poll Participation (%)



*As per data uploaded by the PROs themselves in **ECINET**. Data from **5,343 PS** in WB yet to be updated
 +Data is provisional and it does not include Service Voters & Postal Ballots. Final figures will be shared in Index Cards through **ECINET**

Table2: Phase-wise & gender-wise Poll Participation (%) in General Elections to SLA of West Bengal - 2026			
	Phase 1	Phase 2	Combined (Phase 1 & 2)
Male	92.34	91.07	91.74
Female	94.1	92.28	93.24
Total	93.19	91.66	92.47



*As per data uploaded by the PROs themselves in **ECINET**. Data from **5,343 PS** in WB yet to be updated
 +Data is provisional and it does not include Service Voters & Postal Ballots. Final figures will be shared in Index Cards through **ECINET**